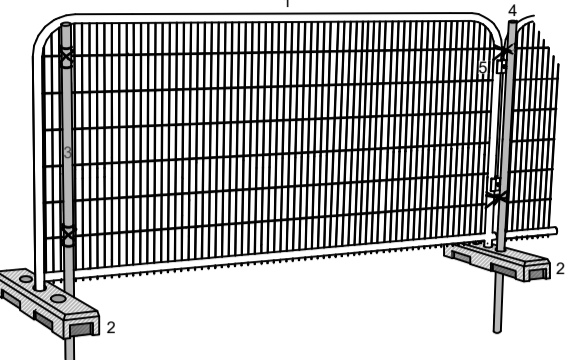


LEGEND

TREE PROTECTION FENCING & EXCLUSION ZONE
 All Tree Protection Fence (TPF) shall be installed prior to any plant activity on site whatsoever, including demolition, utility installation, groundworks, and soil stripping. Once erected, all TPF will be regarded as sacrosanct, and will not be removed or altered without prior recommendation by the project arboriculturist and approval of the local planning authority.

Tree Protection Fence shall comprise of Heras type panels on 'boots', well braced by attachment to scaffold pole uprights driven firmly into the ground. Once the exclusion zone has been protected by barriers and/or ground protection, construction work can commence. All weather notices may be erected on the barriers.



- 1 Weldmesh (e.g Heras) Panels
- 2 Concrete or rubber blocks
- 3 Scaffold pole uprights driven firmly into ground, then secured to panels with wire ties, or;
- 4 Uprights driven firmly into ground through hole in block, then secured to panels with wire ties.
- 5 Panels to be interlinked using clamps

RESTRICTIONS WITHIN TREE PROTECTION AREAS
 Inside the exclusion area of the fencing, the following shall apply:

- No mechanical excavation whatsoever
- No excavation by any other means without arboricultural site supervision
- No hand digging without a written method statement having first been approved by the project arboriculturist.
- No lowering of levels for any purpose (except removal of grass sward using hand tools)
- No storage of plant or materials
- No storage or handling of any chemical including cement washings
- No vehicular access
- No fire lighting


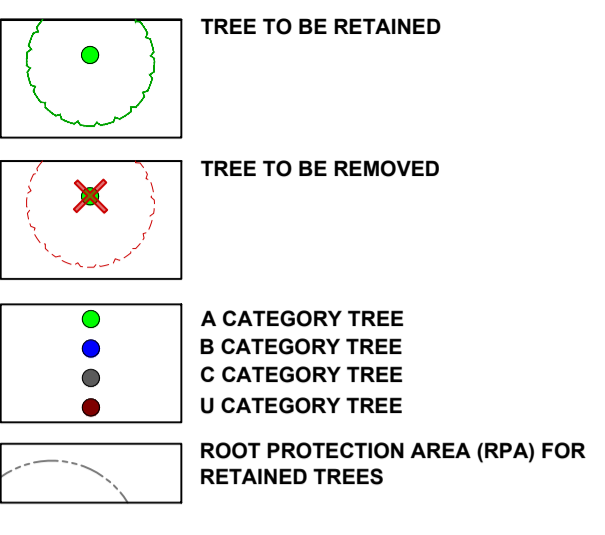
In addition to the above, further precautions are necessary adjacent to trees:

- No substances injurious to tree health, including fuels, oil, tarmac, cement (including cement washings), builders sand, concrete mixing and other chemicals shall be stored or used within or directly adjacent to the protection areas of retained trees
- No fire shall be lit such that flames come within 5m of tree foliage.

PHASING OF DEVELOPMENT
 The arboricultural protection on this site must be carried out in the following order:

- 1) Tree removals and tree surgery
- 2) Line of tree protection fence to be set out to node points by surveyor
- 3) Accurate erection of tree protection fence and ground protection
- 4) Pre-commencement site meeting with project arboriculturist, Local Authority Tree Officer, site manager and groundworkers.
- 5) Site accessible to construction/demolition traffic
- 6) Demolition/site clearance
- 7) Construction
- 8) Removal of tree protection fencing
- 9) Remedial tree surgery (if required)

The above phasing must not be changed without approval from the project arboriculturist and agreement with the Council.



A	27.05.20	Revised layout	TRG
Rev	Date	Details	Drawn



ACD ENVIRONMENTAL

HEAD OFFICE
 Rodbourne Rail Business Centre, Grange Lane,
 Malmesbury, SN16 0ES
 Tel: 01666 825646

Courtyard House, Mill Lane, Godalming, GU7 1EY
 Tel: 01483 425714

Suite 6, Crescent House, Yonge Close, Eastleigh, SO50 9SX
 Tel: 02382 026300

email: mail@acdenv.co.uk
 www.acdenvironmental.co.uk

Copyright of ACD. All rights described in Chapter IV of the Copyright, Designs and Patents Act 1988 have been generally asserted. 2015. Copyright of this plan remains with ACD until all fees have been paid in full.

scheme: Oakcroft Lane
 Stubbington
 client: Persimmon Homes
 drawing: Tree Protection Plan
 date: 12.03.2019
 scale: 1:500@A1
 dwg no: PRI21504-03A
 (Sheet 1 of 2)
 drawn: TRG checked: AJB